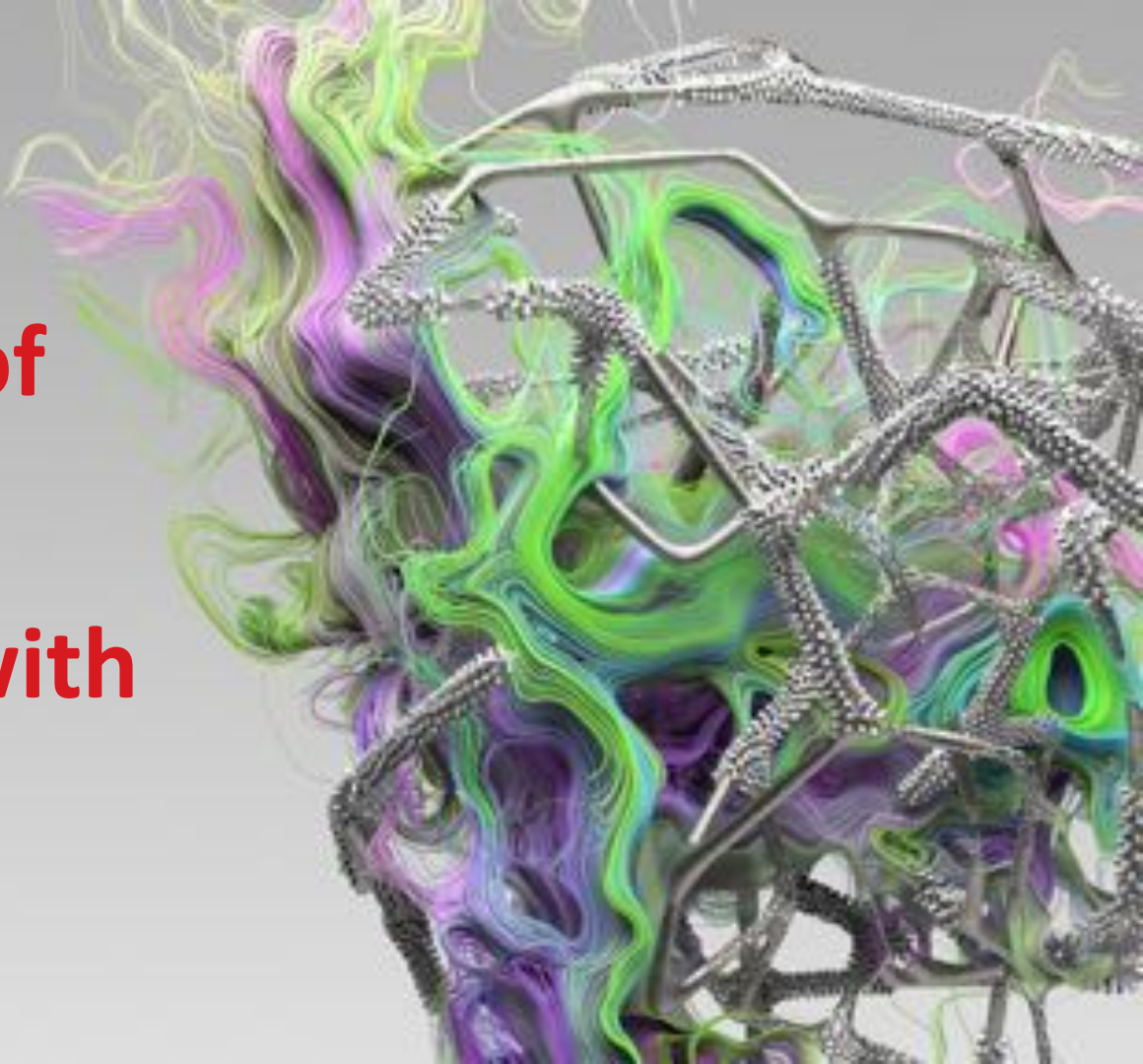




What Species of this Fish is? Malware Classification with Graph Hash

Chia-Ching Fang
Shih-Hao Weng



About Us

- Chia-Ching Fang
 - Over a decade of experience in malware analysis, malicious document analysis, and vulnerability assessment
 - Focus on targeted attacks and threat intelligence now
- Shih-Hao Weng
 - Focus on targeted attack investigation, incident response, and threat solution research for more than 15 years



Agenda

- Motivation
- Related Toolsets / Works
- Methodology
- Demo
- Evaluation
- Limitation
- Conclusion



Motivation

- Malware classification
- Share cyber security intelligence
 - Share IoC with some information that better than file checksum, such as MD5, SHA family



Related Toolsets / Works

Taxonomy	Toolsets / Works
Cryptographic Hash	MD5, SHA Family
Fuzzy Hash	tlsh, ssdeep
Feature-based	imphash
Graph-based	BinDiff
Hybrid	impfuzzy (Feature-based + Fuzzy Hash)



Cryptographic Hash

- Not for classification
- Message digest
- Ex. MD5, SHA256



Fuzzy Hash

- CTPH, Context Triggered Piecewise Hashing
- Match inputs that have homologies
- For digital forensics in the beginning
- Ex. tlsh, ssdeep



imphash

- imphash = f_{MD5} (IAT of Executable)
 - IAT, Import Address Table
 - Executable file feature => Partial content of executable
 - Powered by Madiant



impfuzzy

- $\text{impfuzzy} = f_{\text{ssdeep}}$ (IAT of Executable)
 - Hybrid – Feature-based + Fuzzy Hash
 - Powered by Shusei Tomonaga, JP/CERTCC



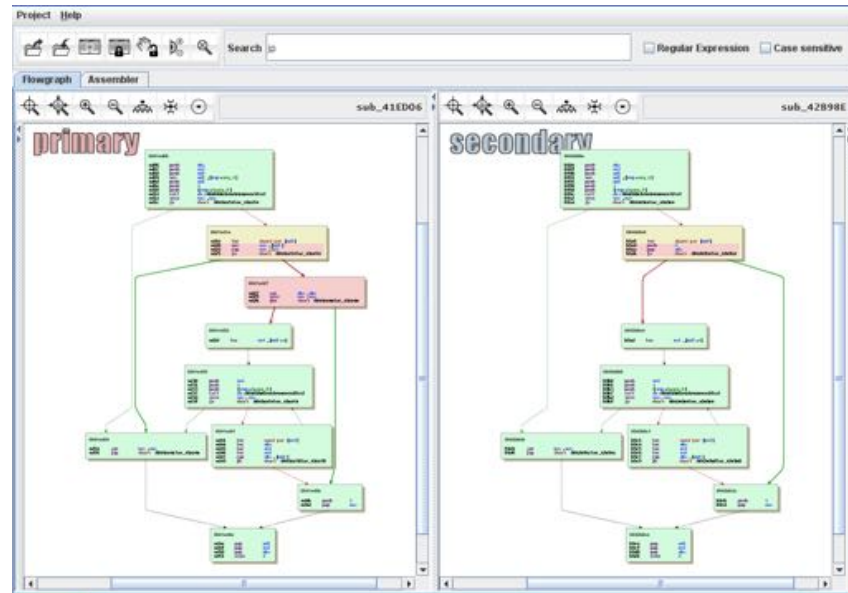
Graph-based Similarity Analysis

- From graph point of view
- Call graph of executable



Bindiff

- Very detail information about what similarity in which parts of two executable files
- Vulnerability Analysis / Patch Analysis / Exploit Development

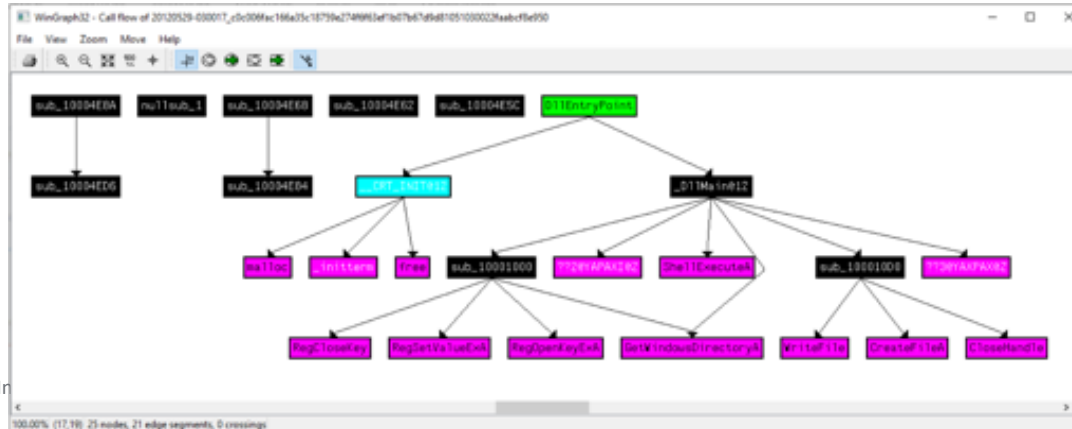
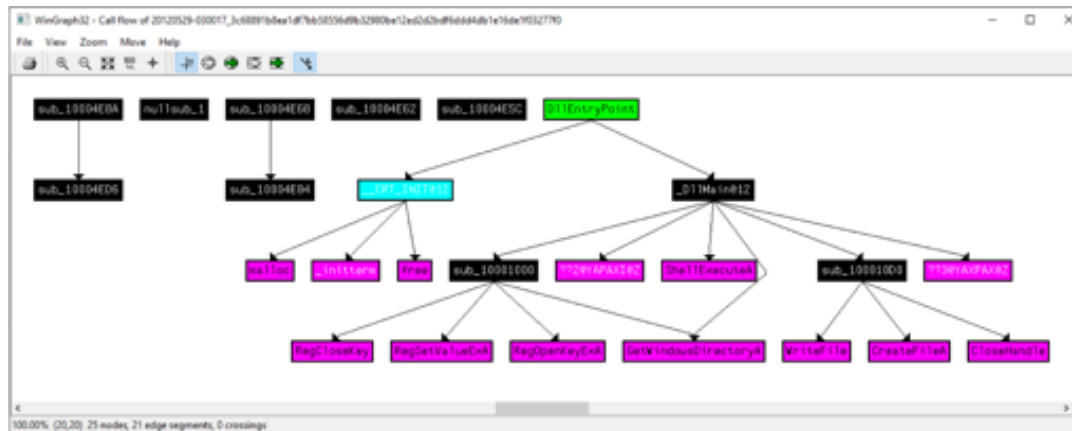


When Using BinDiff ...

- Only process two files at the same time
- Performance
 - That's because it does not only do graph comparison, but also disassembly comparison.
- How to scale it?



Comparing Call Graphs Task 1






[illegible]

What If There Is Something That Could ...

- Present a call graph of a executable
- Not Graph, but binary
- Calculate cryptographic hash of it
- Calculate fuzzy hash of it





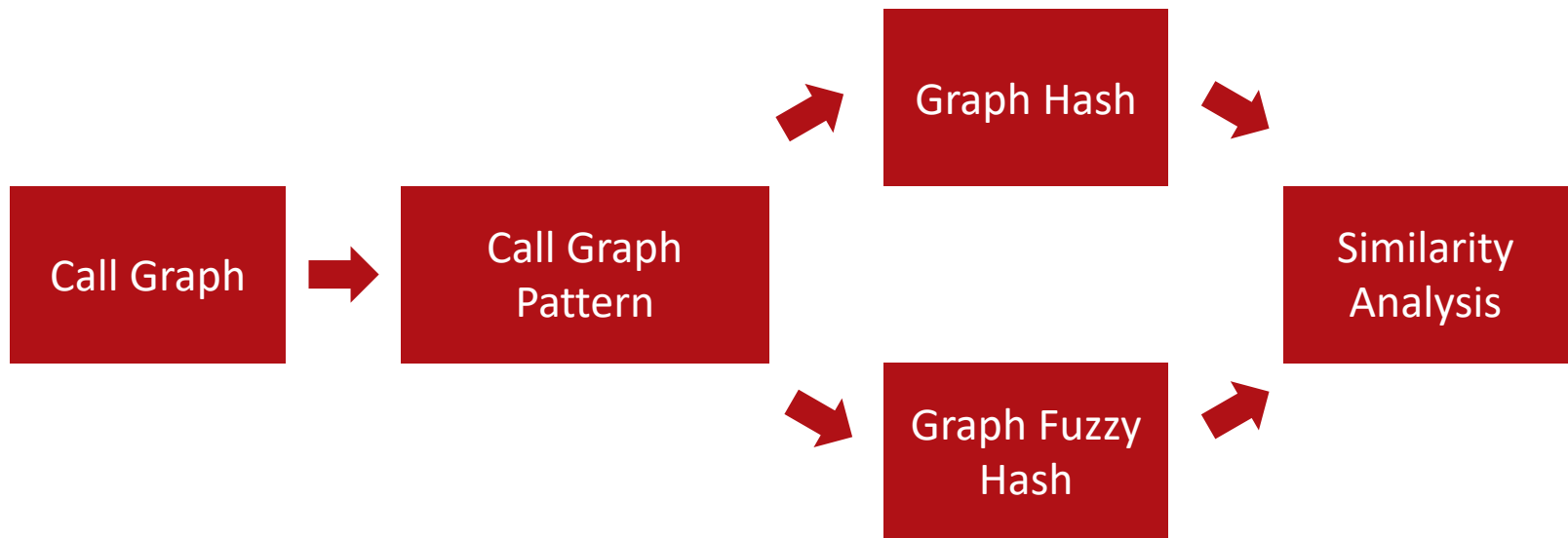
Call Graph Pattern (CGP)

Our Methodology

- Hybrid
- CGP is a graph-based pattern
- $f_{\text{Crypto Hash}}$ (CGP)
- $f_{\text{Fuzzy Hash}}$ (CGP)



Methodology Flow



Call Graph



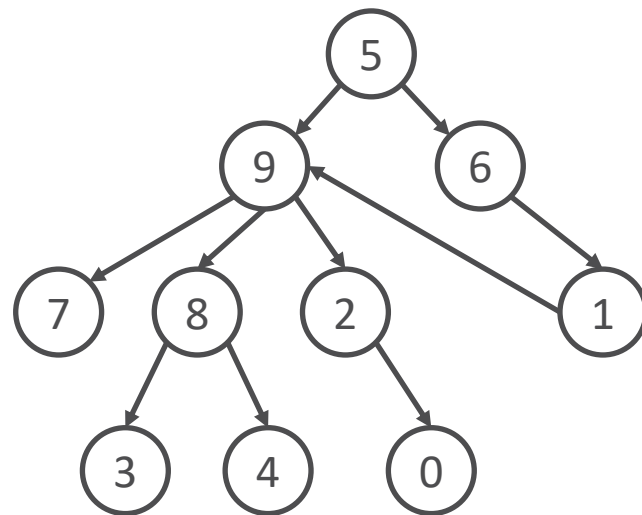
Call Graph / Flow Graph

- Call Graph := {Vertices, Edges}
- Vertices := Functions
- Edges := Vertex A goes to Vertex B (Function A calls Function B)
 - Focus on from one function to other functions




























Abstract Call Graph

- Vertices := {0, 1, 2, 3, 4, 5, 6, 7, 8, 9}
- Edges := {1, 9} {2, 0} {5, 9} {5, 6} {6, 1} {8, 3} {8, 4} {9, 7} {9, 8} {9, 2}




























Vertices (Functions)

Function name	Segment	Start	Length
 sub_401000	.text	00401000	0000009A
 StartAddress	.text	004010A0	000000DC
 sub_401180	.text	00401180	00000281
 sub_401410	.text	00401410	000000DC
 sub_4014F0	.text	004014F0	000000EB
 sub_4015E0	.text	004015E0	000000C6
 sub_4016B0	.text	004016B0	00000094
 sub_401750	.text	00401750	0000002F
 sub_401780	.text	00401780	000000C3
 sub_401850	.text	00401850	0000015A
 _main	.text	004019B0	00000A16
 Process32NextW	.text	004023F0	00000006
 Process32FirstW	.text	004023F6	00000006
 CreateToolhelp32Snapshot	.text	004023FC	00000006
 operator delete(void *)	.text	00402402	00000006
 operator new(uint)	.text	00402408	00000006
 _alloca_probe	.text	00402410	0000002F
 _except_handler3	.text	00402440	00000006
 start	.text	00402446	00000110
 _XcptFilter	.text	00402556	00000006
 _initterm	.text	0040255C	00000006
 _setdefaultprecision	.text	00402562	00000012
 sub_402574	.text	00402574	00000006
 nullsub_1	.text	0040257A	00000006
 _controlfp	.text	00402580	00000006

Functions

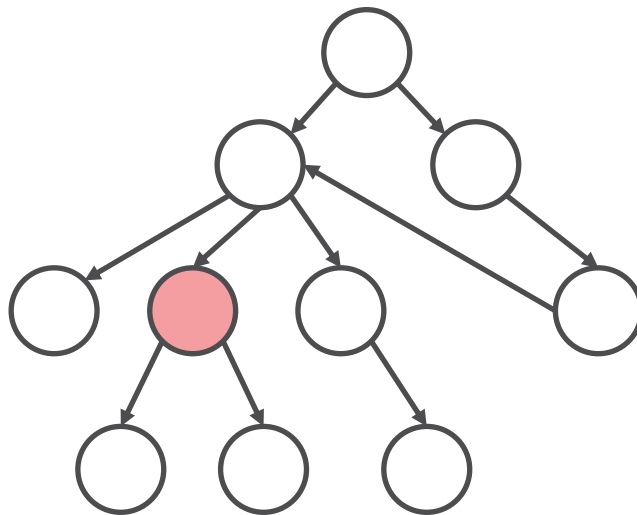
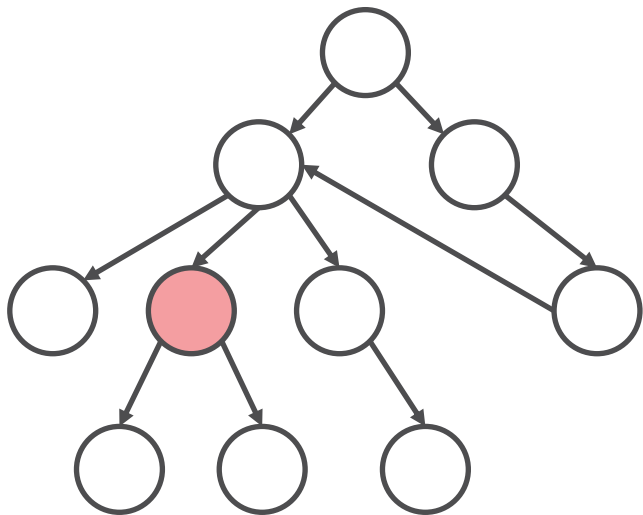


Imported Functions

Address	Ordinal	Name	Library
 00403000		RegCloseKey	ADVAPI32
 00403004		RegOpenKeyA	ADVAPI32
 00403008		RegDeleteValueA	ADVAPI32
 0040300C		RegOpenKeyExA	ADVAPI32
 00403010		RegQueryValueExA	ADVAPI32
 00403018		CreateThread	KERNEL32
 0040301C		GetOEMCP	KERNEL32
 00403020		CreateProcessW	KERNEL32
 00403024		GetSystemDirectoryW	KERNEL32
 00403028		GetStartupInfoW	KERNEL32
 0040302C		CreatePipe	KERNEL32
 00403030		Process32NextW	KERNEL32
 00403034		Process32FirstW	KERNEL32
 00403038		WriteFile	KERNEL32
 0040303C		GetLastError	KERNEL32
 00403040		MoveFileExA	KERNEL32
 00403044		GetTickCount	KERNEL32
 00403048		GetVersionExW	KERNEL32
 0040304C		DeleteFileW	KERNEL32
 00403050		CreateFileW	KERNEL32
 00403054		CloseHandle	KERNEL32
 00403058		Sleep	KERNEL32
 0040305C		Exit	KERNEL32
 00403060		GetProcessId	KERNEL32
 00403064		GetCurrentProcessId	KERNEL32

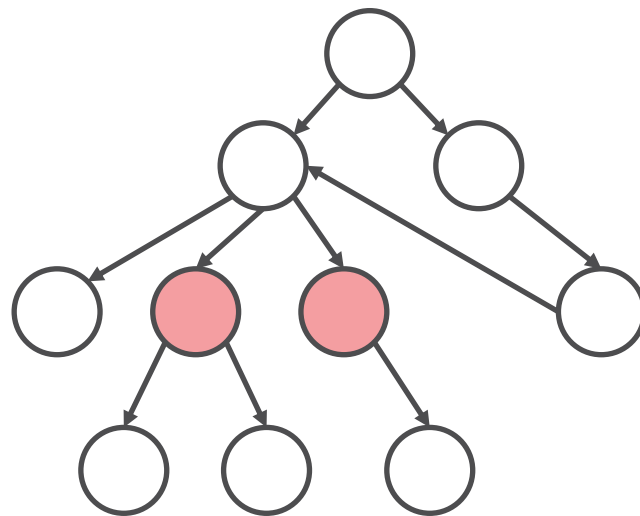
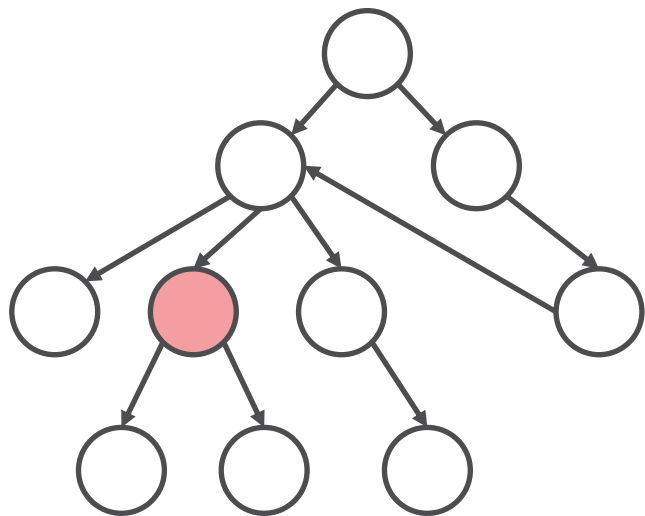
Assign Value to Vertex - Color Vertex (1)

Identical



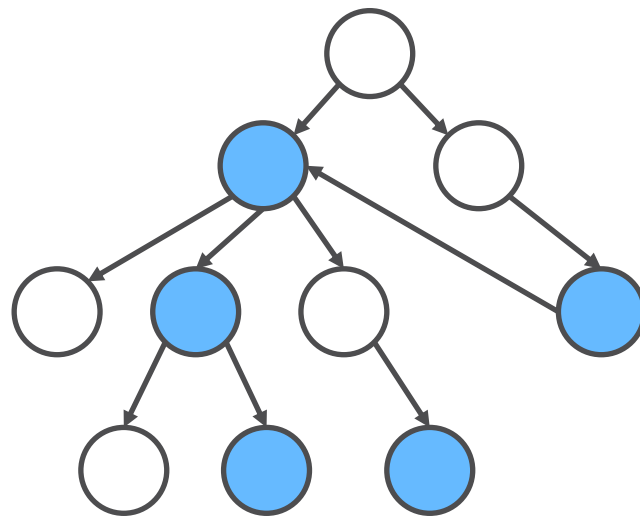
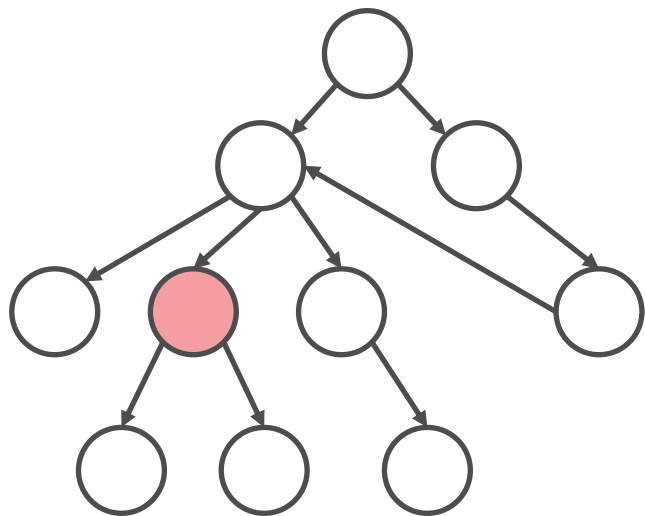
Color Vertex (2)

Similarity 90%

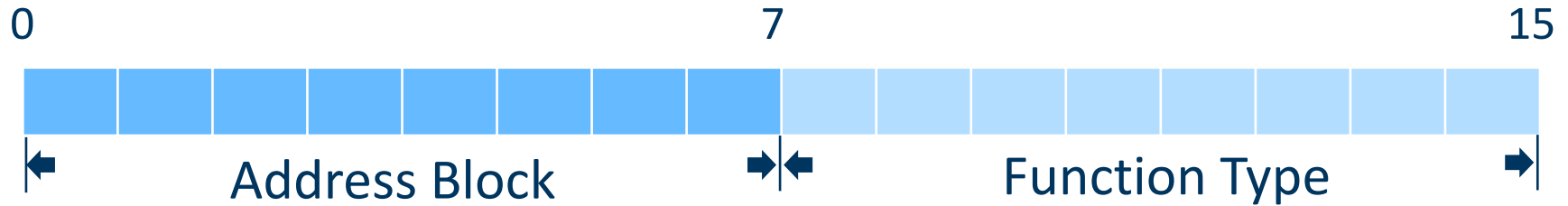


Color Vertex (3)

Similarity 50%



One Vertex Value



Address Block := {0 ... 15}

Function Type := {0 ... 4}

Function Types

Function Type	Definition	Value
Regular Function	With full disassembly and isn't library function or imported function	0
Library Function	Well known library function	1
Imported Function	From a dynamic link library	2
Thunk Function	Forwarding its work via an unconditional jump	3
Invalid Function	Invalid function	4



Address Blocks



- Divide whole linear address space into 16 address blocks
- Calculate which address block that each function locates according to its starting address

Edges (Relationship Between Functions)

- Relationship that one function calls other functions

```
.text:0040107D      push    ecx                ; s
.text:0040107E      call   ds:send
.text:00401084      mov     [esp+10h+arg_C], eax
; .....

.text:004010CA      push    1F4h               ; dwMill
.text:004010CF      call   ebx ; Sleep
.text:004010D1      mov     ecx, 400h
; .....

.text:00401160      push    edx                ; s
.text:00401161      call   sub_401000
.text:00401166      add     esp, 10h
; .....
```

```
{0x401410 => 0x4023fc}
{0x401410 => 0x4023f6}
{0x401410 => 0x401000}
{0x401410 => 0x4023f0}
{0x401410 => 0x403054}
{0x4016b0 => 0x402440}
{0x402446 => 0x402440}
{0x402446 => 0x403074}
{0x402446 => 0x403078}
{0x402446 => 0x40307c}
{0x402446 => 0x403080}
{0x402446 => 0x402577}
{0x402446 => 0x402574}
{0x402446 => 0x403084}
{0x402446 => 0x402562}
{0x402446 => 0x40255c}
{0x402446 => 0x40308c}
{0x402446 => 0x403090}
{0x402446 => 0x4019b0}
{0x402446 => 0x4030bc}
```

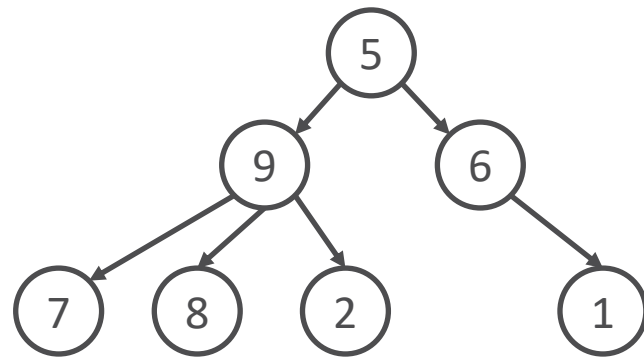
Call Graph Traversal Strategy

- Start with root vertex
 - Root vertex is a vertex that has no parent.
- Depth-first Search (DFS)



Simple Traversal Example



- Vertices := {1, 2, 5, 6, 7, 8, 9}
- Edges := {5, 9} {5, 6} {6, 1} {9, 7} {9, 8} {9, 2}
- Root := {5}



5 9 7 8 2 6 1

Multiple Root Vertices Example

- Windows service DLL
- Exports := {ServiceMain, DllEntryPoint}
- Root Vertices := {ServiceMain, DllEntryPoint}

Name	Address	Ordinal
 ServiceMain	10000830	1
 DllEntryPoint	10001B0A	[main entry]

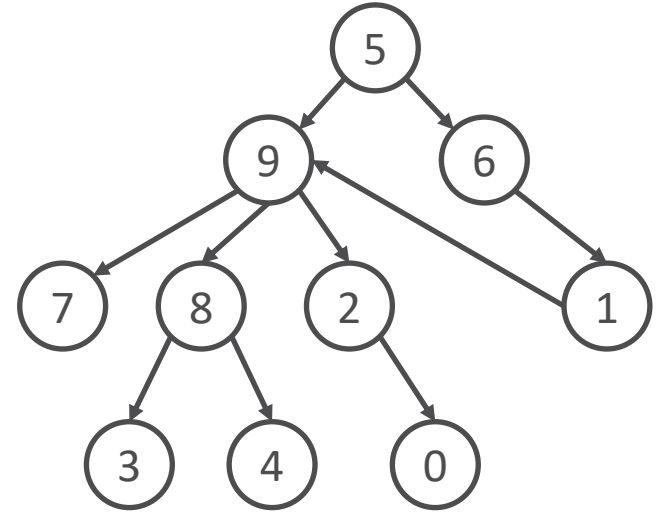
Function Reuse

- For code reuse
- Avoid redundancy
- Reusing function means visiting reused function vertex and its child vertices more than one time
- Keep only the visited vertex in CGP, without its child vertices



Reused Function Call Graph Example

- Vertices := {0, 1, 2, 3, 4, 5, 6, 7, 8, 9}
- Edges := {1, 9} {2, 0} {5, 9} {5, 6} {6, 1} {8, 3} {8, 4} {9, 7} {9, 8} {9, 2}
- Root := {5}
- Reused Function := {9}



5 9 7 8 3 4 2 0 6 1 9 7 8 3 4 2 0

Call Graph Pattern

Offset:	00	01	02	03	04	05	06	07	08	09	0A	0B	0C	0D	0E	0F
00000000:	00	03	00	00	05	02	00	00	00	01	05	03	05	02	00	01
00000010:	05	03	05	02	05	01	05	01	05	02	05	03	05	02	00	00
00000020:	00	01	05	03	05	02	00	01	05	03	05	02	05	01	00	00
00000030:	00	01	05	03	00	01	05	03	05	01	01	00	05	02	01	00
00000040:	01	00	05	02	05	02	05	02	05	02	01	00	01	00	05	02
00000050:	05	02	05	03	05	02	05	02	05	02	05	02	05	03	05	03
00000060:	02	00	05	02	02	00	05	02	02	00	05	02	05	02	05	02
00000070:	02	00	02	00	05	02	05	01	05	02	05	03	05	03	05	02
00000080:	05	03	05	02	05	02	05	02	05	03	05	02	05	02	05	02
00000090:	02	00	05	02	05	02	05	02	00	00	05	02	05	02	05	02
000000a0:	02	00	02	00	03	00	05	01	05	02	05	02	04	00	05	02
000000b0:	05	02	04	00	05	02	05	02	02	00	02	00	02	00	05	02
000000c0:	05	02	05	02	03	00	05	02	03	00	05	02	05	02	03	00
000000d0:	03	00	01	00	05	02	05	02	05	02	05	01	05	03	05	02
000000e0:	05	02	05	02	05	02	05	03	05	02	03	00	05	02	05	01
000000f0:	05	02	03	00	05	02	05	02	05	02	04	00	00	00	05	02
00000100:	05	02	05	02	01	00	05	02	05	02	05	02	05	02	05	02
00000110:	05	02	05	02	05	02	05	02	05	02	00	00	05	02	05	02
00000120:	05	02	01	00	05	02	05	02	05	02	05	01	03	00	01	00
00000130:	05	02	05	02	05	02	05	02	05	02	01	00	05	02	05	02
00000140:	05	02	03	00	05	03	05	02	05	03	05	02	04	00	05	02
00000150:	03	00	05	02	05	02	05	02	05	02	05	02	05	00	05	02
00000160:	05	02	05	00	05	02	05	02	05	02	05	02	05	02	05	02
00000170:	05	02	05	02	05	02	05	02	05	02	05	02	05	01	05	01
00000180:	05	02	05	02	05	03	05	02	05	02	01	00				

Vertex

Development Environment

- IDA Pro 7.2
- IDAPython
- MD5
- ssdeep





Demo


Evaluation

- Operation Orca
 - Long term cyber espionage
 - Most targets are East Asia countries
 - We disclosed it in 2017



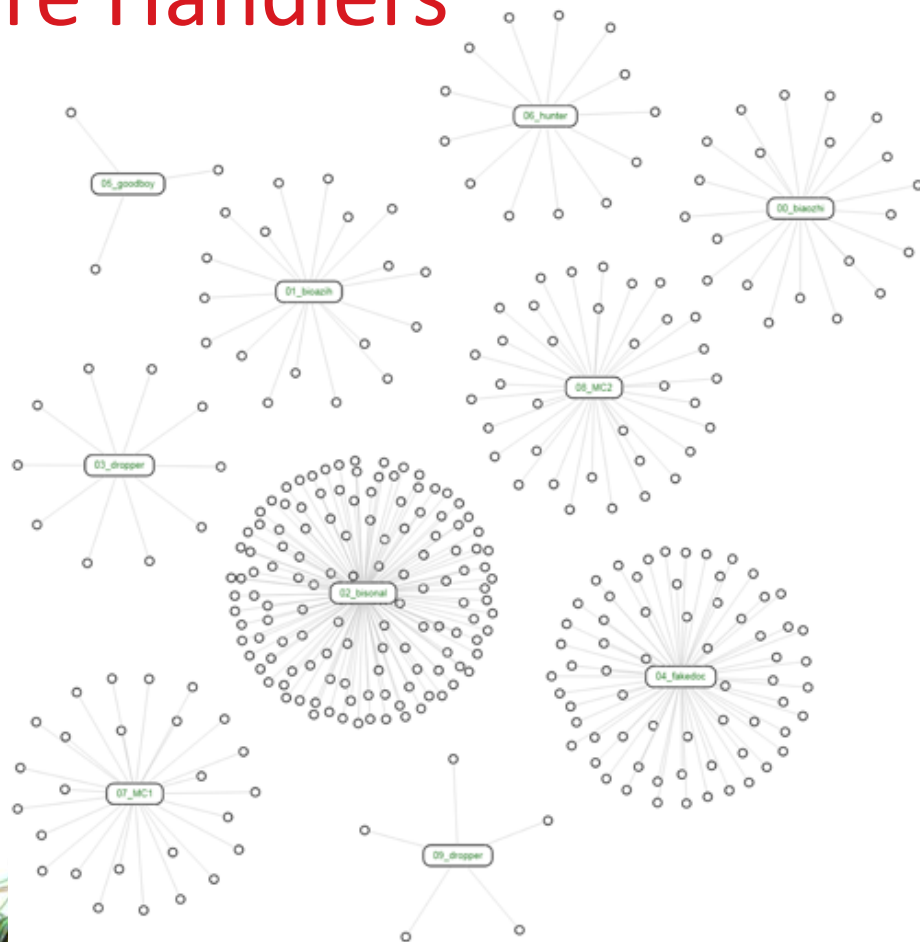
Orca Raw Samples

- 322 distinct samples



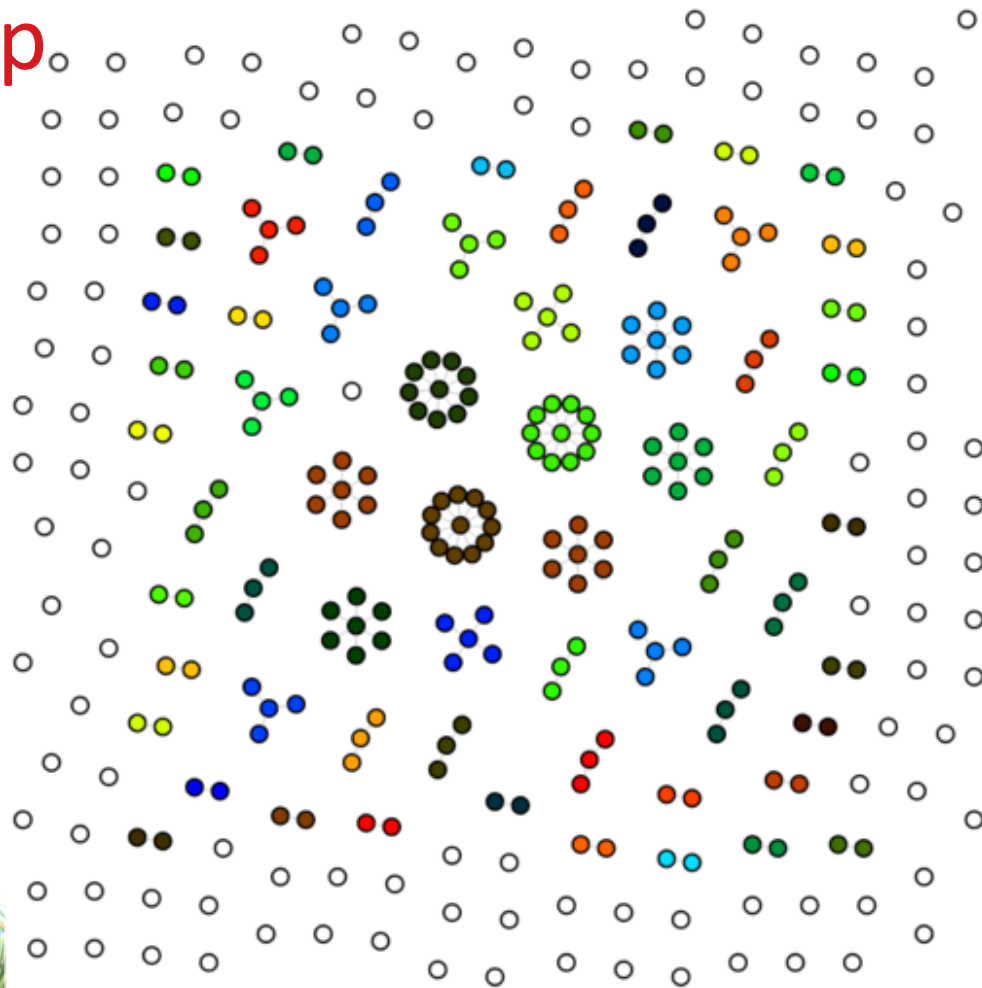
10 Families by Malware Handlers

- 10 Families
- Based on token, communication protocol or C2 used by malware




Groups by File ssdeep

- Set ssdeep similarity as 85%
- 211/322 (66%) samples could be grouped
- 62 groups




Groups by Graph MD5

- 260/322 (81%) samples could be grouped
- 71 groups



Groups by Graph ssdeep

- Set ssdeep similarity as 85%
- 274/322 (85%) samples could be grouped
- 67 groups

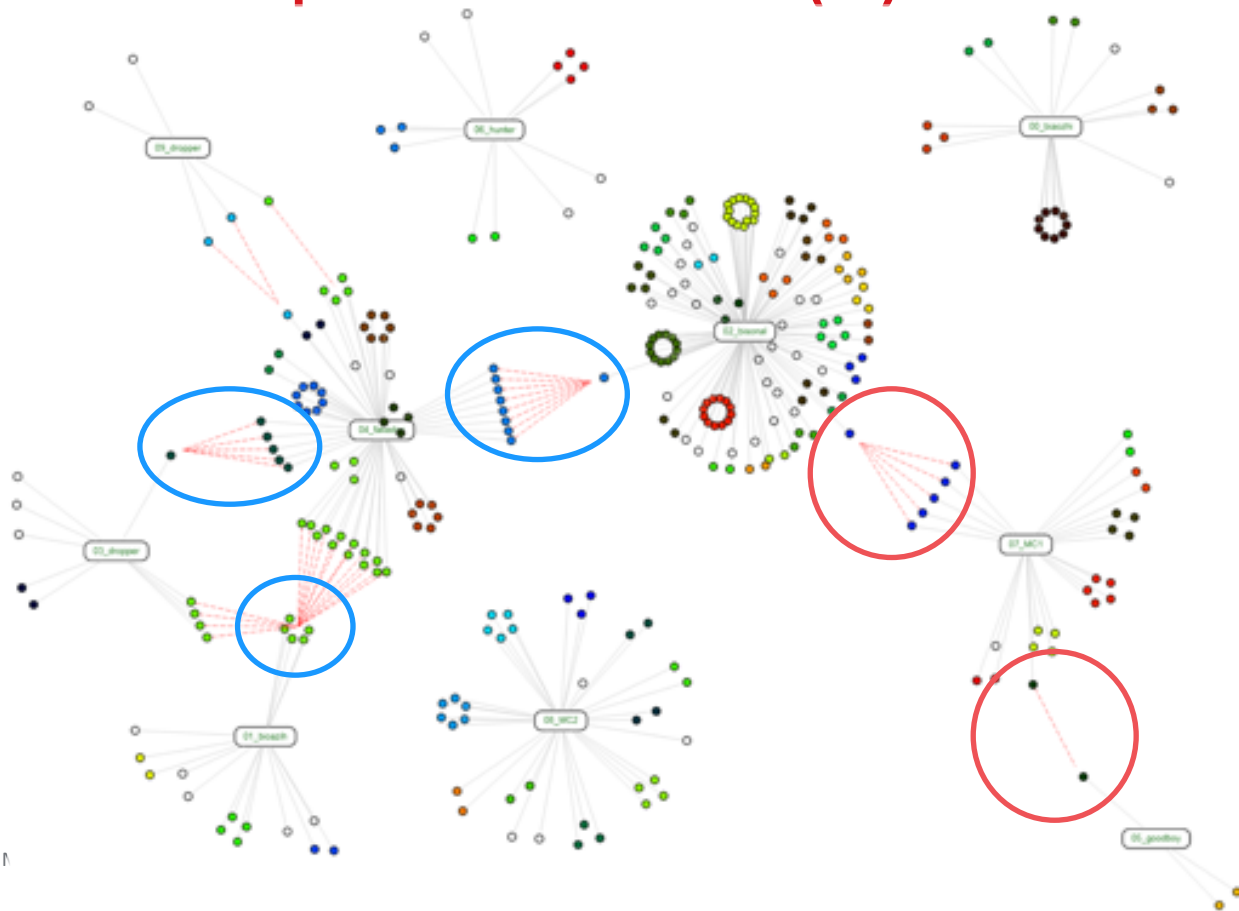


Comparison

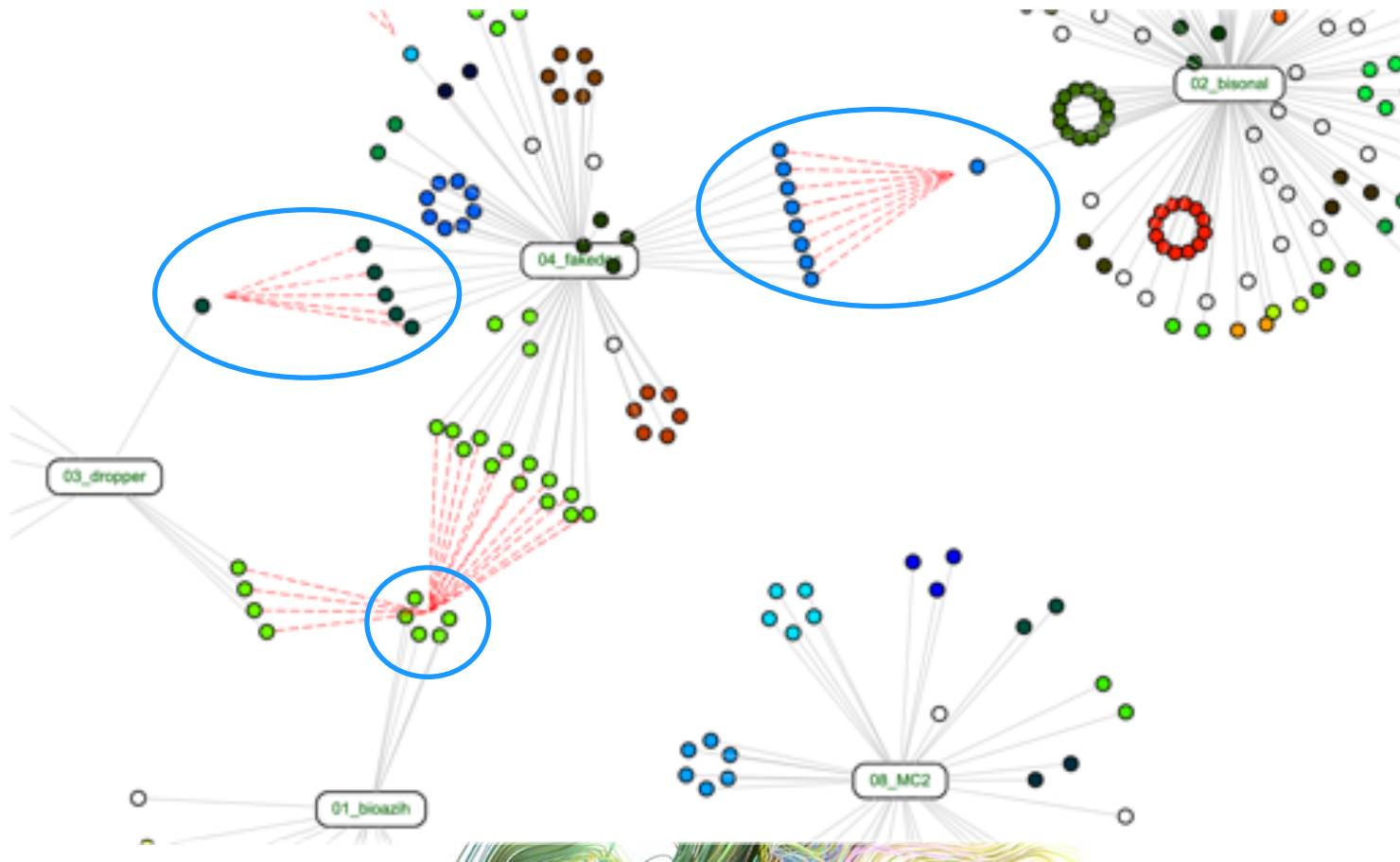
	Grouping Rate	vs File ssdeep (GR)	Groups
Graph MD5	81% (260/322)	+15%	71
Graph ssdeep	85% (274/322)	+19%	67
File ssdeep	66% (211/322)	--	62
Malware Handler	100% (322/322)	--	10



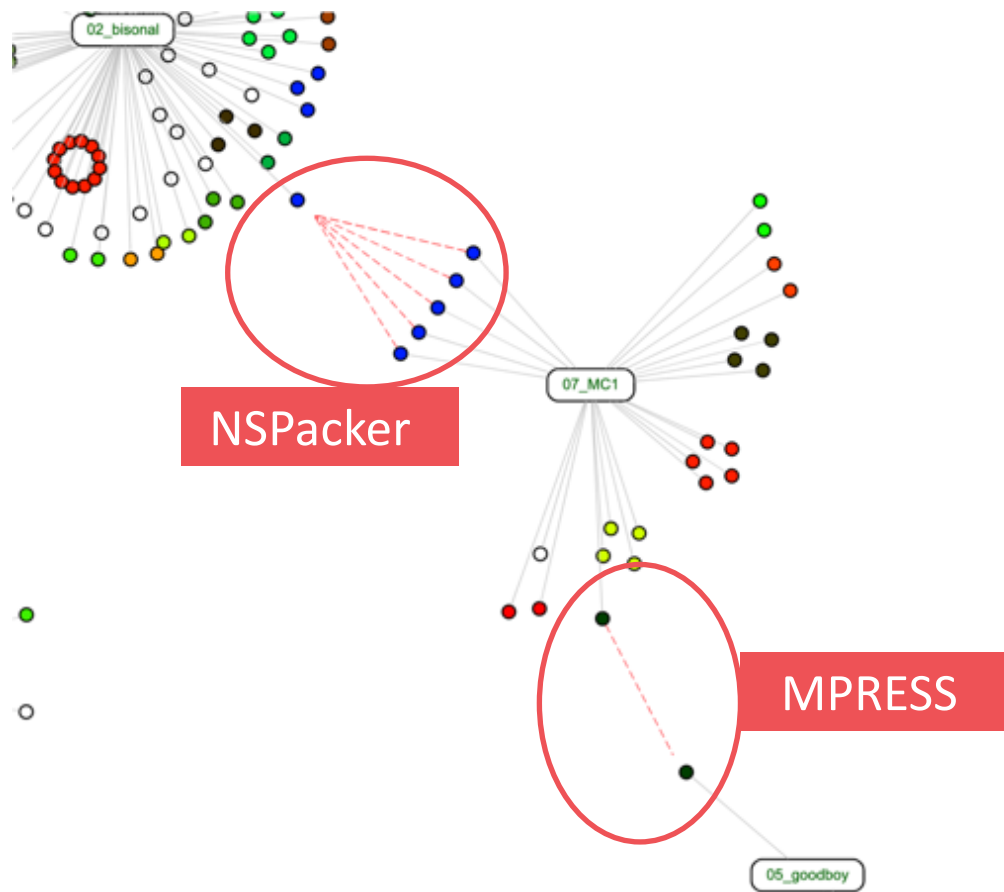
Graph ssdeep vs Families (1)



Graph ssdeep vs Families (2)



Graph ssdeep vs Families (3)



Accuracy Test

- Calculate graph MD5 and graph ssdeep of 10,150 APT samples
- Compare if there are samples classified as the groups of Orca samples
- Only 1 sample from Orca and 2 samples from 10,150 APT samples are classified as the same group
- That's because these three files share the same packer



Limitation

- Not so good for packers or simple structure executables
 - In some situations, CGP could recognize some packer routines.
- Lean on IDA Pro right now



Future Work

- Benign files test
- ELF and Mach-O files test
 - We have tested on 50 ~ 60 samples of ELF and Mach-O files
 - Work fine so far
- Plugin for Radare2 or Ghidra



Publishing Plan and Schedule

- Publish PoC as open source
- Under internal review
- ASAP
- Update info on @0xvico



Special Thanks

- Kenney Lu
- Serena Lin
- Tunyi Huang



Thank You All

- Chia-Ching Fang
 - vico_fang@trendmicro.com
 - @0xvico
- Shih-Hao Weng
 - shihhao_weng@trendmicro.com



References (1)

- MD5, <https://en.wikipedia.org/wiki/MD5>
- SHA Family,
https://en.wikipedia.org/wiki/Secure_Hash_Algorithms
- Context Triggered Piecewise Hashing,
https://www.forensicswiki.org/wiki/Context_Triggered_Piecewise_Hashing
- tlsh, <https://github.com/trendmicro/tlsh>
- ssdeep, <https://ssdeep-project.github.io>
- imphash, <https://www.fireeye.com/blog/threat-research/2014/01/tracking-malware-import-hashing.html>

References (2)

- BinDiff, <https://www.zynamics.com/bindiff.html>
- binexport, <https://github.com/google/binexport>
- impfuzzy, <https://blog.jpccert.or.jp/2016/05/classifying-mal-a988.html>
- IDA Pro, <https://www.hex-rays.com/>
- The IDA Pro Book 2nd Edition, <http://www.idabook.com/>
- Operation Orca, <https://www.virusbulletin.com/conference/vb2017/abstracts/operation-orca-cyber-espionage-diving-ocean-least-six-years>

